

**Product Features:**

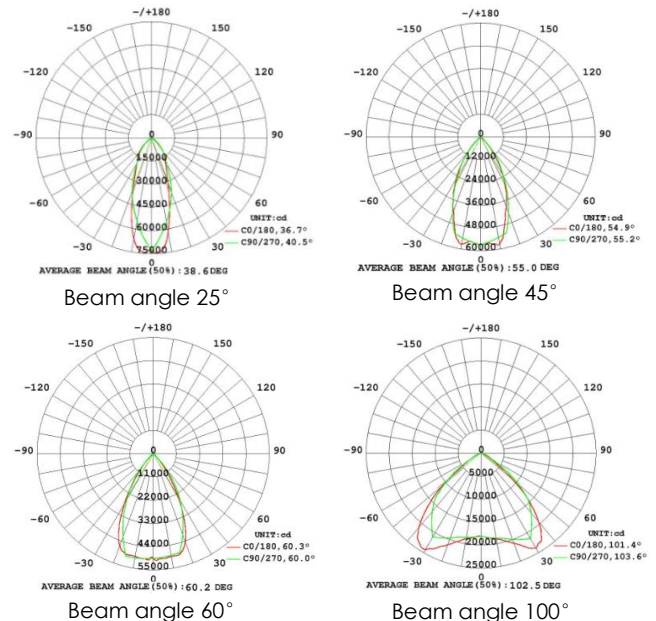
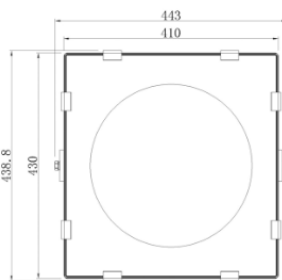
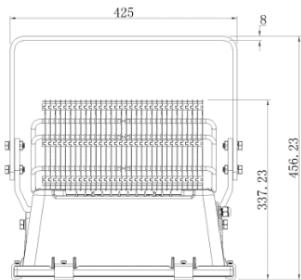
- High power energy efficient LED Flood Light
- Replaces conventional 1000W MV/MH light
- More than 50% energy savings compared to conventional lamps
- Meanwell HLG driver and CREE XB-D LED used for longer lifetime
- Wide beam angle to choose from, 25°, 45°, 60°, 90°, 100° available
- Cross-ventilation heatsink design for better heat dissipation
- Quality fitting with baking finish treatment for excellent corrosiveness resistance
- High transparency tempered glass lens achieving more than 93% light transmittance
- 5 year replacement warranty



**Application:**

- Widely used in industrial, sport stadium, public square, community garden, gas station, and tunnels.

**High Power LED Flood Light H Series**



LDC: SL-FL-500WH-C

**Quick Spec**

- Luminous Efficacy:** 90 lm/w
- Color temperature:** 2700K- 6000K, CRI > 80
- Average rated LED life:** 60,500hrs @ L70
- Ambient temperature:** -35°C to 45°C
- Beam angle:** 25°, 45°, 60°, 90°, 100°

| Model          | Watts | Supply Voltage | Lumen Output | L*W*H (mm)  | Weight | IP Rating |
|----------------|-------|----------------|--------------|-------------|--------|-----------|
| SL-FL-500WH-C  | 500W  | AC85-265V,50Hz | 45000lm      | 410*430*337 | 23kgs  | IP65      |
| SL-FL-1000WH-C | 1000W | AC85-265V,50Hz | 85000lm      | 514*430*497 | 35kgs  | IP65      |